



Home is where the heart is.
 — Pliny the Elder

First Home Milestone Moment

Milestones Ministry brings an awareness of the presence of God to individuals of all generations by recognizing the home as church, too. Milestones Ministry provides a simple, clear, and usable model for congregations, homes, and community to connect faith formation resources with daily life experiences. This Milestones Ministry Moment is an opportunity for you to bless your first home. Whether buying or renting, having a first home that is totally your responsibility is a big step.

Having a first home will involve moving, and moving is never easy! In addition to the chaos of sorting and packing, moving also touches our souls. Regardless of how long we have lived in a house, who we have shared the home with, or what has motivated the move, leaving can spark feelings of grief and sadness as well as feelings of expectation and joy. Whether your move to a new community is from across town or across the country, there are many adjustments to be made. Not only does moving involve leaving a space and a place that holds memories, but it also involves leaving people.

This milestone honors the diversity of emotions and feelings about this change while reminding us of the sacredness of the spaces we call home. There will be the opportunity to get to know your new neighbors and become familiar with the community.

The opportunity for individuals and families to obtain their first home are special and an once in a lifetime experience. Milestones Moments incorporate a basic structure that includes the actions of naming, equipping, blessing, gifting, and reinforcing. This First Home Milestone Moment uses this simple structure and includes:





Naming – It is important to recognize and honor the transition to a new physical space and claim it as a first home. This moment is a fresh start that represents independent living.

Equipping – This milestone provides the opportunity for those who are moving to share memories of previous homes and communities of faith and to discuss hopes and dreams for their first home.

Blessing – Invite family, friends, and neighbors to your first home to gather and bless the home.

Gifting – There is a new home gifting stone you could give to the person who is moving into a first home. Or you may consider another gift such as a key chain or a wall plaque with a special message or scripture on it to remember this Milestone Moment.

Reinforcing – Mark the date you chose to bless your first home on the calendar and share memories on that date each year. Have you gotten to know your neighbors? Have you been involved in activities? Do you have ideas for connecting with the community in new ways?

 Caring Conversations
  Devotions
 Four Key Faith Practices
  Service
  Rituals and Traditions





First Home Milestone Moment

For a Small Group or Family Gathering



Growing People in Faith when at Home and Away

“and talk about them when you are at home and when away, when you lie down and when you rise.”

Deuteronomy 6:7b

A follow-up for this First Home Milestone Moment is to connect with neighbors or family and friends to revisit what has changed in your life since moving to your first home.

What new activities have you discovered? Is there a Facebook page or website in the new community to connect with to learn more and become involved?

After being together and experiencing this Four Key Faith Practices outline, continue to bless all the family members by practicing faith daily as an intentional step to encourage faith traditions in the home.

Suggested resources for continued caring conversations:

*[Taking Faith Home](#)
[Taking Faith Home Cards](#)*

Additional Milestone Modules and Moments can be found at: www.milestonesministry.org



Milestone Moments provide the opportunity for people to learn, experience, and grow in their faith together. This Milestone Moment is intended to function as a house blessing to take place in the first home with family or a group of friends. It can take place following a meal or dessert. The next page is a discussion guide handout to assist with the conversations.



As you gather together, begin by sharing a recent mountain high and/or valley low in your lives and then use the outline below to talk about faith and God’s presence in this moment.



Caring Conversations

Begin a conversation with the following:

- Invite members of the group to share one of the most difficult challenges of having a first home.
- Talk about a memory from the home you lived in before your first home that makes you smile or laugh.
- What is it about settling into a first home that will bring you the most joy or pleasure?



Devotions

Read the following: *By wisdom a house is built, and by understanding it is established; by knowledge the rooms are filled with all precious and pleasant riches.* Proverbs 24:3-4 (NRSV)

After reading, complete the following sentences:

A piece of wisdom I learned in my own home as a child is...

A treasure I carry with me from my previous home to my first home is...



Service

As you settle into your home, be aware of those surrounding communities where many homeless live. Find out what organizations assist them and what they do to help. Is there a way you can support these organizations?



Rituals and Traditions

Consider a way to receive family and friends into your first home and/or send them back out into the world. It may be as simple as saying, “Peace be with you,” or “Peace to all who enter here,” or “May the Lord watch over you as you go out and as you come in now and forever. Amen.” You may also want to hang a cross over your entrance door to bless all who enter and depart.

Close your time together with this prayer:

Dear God, we ask you to bless this home and all who enter here with the wisdom that knows and receives your ever present love. For (name those who live in the home) and for all who visit. May this place be filled with an awareness of your presence to keep us in faith, hope, and love all the days of our lives. We pray in Christ’s name. Amen.



Home is where the heart is.
 — Pliny the Elder

First Home Discussion Guide



Begin by sharing a recent mountain high and/or valley low in your lives and then use the outline below to talk about faith and God’s presence in this moment.



Caring Conversations

Begin a conversation with the following:

- Invite members of the group to share one of the most difficult challenges of having a first home.
- Talk about a memory from the home you lived in before your first home that makes you smile or laugh.
- What is it about settling into a first home that will bring you the most joy or pleasure?



Devotions

Read the following: *By wisdom a house is built, and by understanding it is established; by knowledge the rooms are filled with all precious and pleasant riches.* Proverbs 24:3-4 (NRSV)

After reading, complete the following sentences:

- A piece of wisdom I learned in my own home as a child is...
- A treasure I carry with me from my previous home to my first home is...



Service

As you settle into your home, be aware of those surrounding communities where many homeless live. Find out what organizations assist them and what they do to help. Is there a way you can support these organizations?



Rituals and Traditions

Consider a way to receive family and friends into your first home and/or send them back out into the world. It may be as simple as saying, “Peace be with you,” or “Peace to all who enter here,” or “May the Lord watch over you as you go out and as you come in now and forever. Amen.” You may also want to hang a cross over your entrance door to bless all who enter and depart.

Close your time together with this prayer:

Dear God, we ask you to bless this home and all who enter here with the wisdom that knows and receives your ever present love. For (name those who live in the home) and for all who visit. May this place be filled with an awareness of your presence to keep us in faith, hope, and love all the days of our lives. We pray in Christ’s name. Amen.